












































































































EXHIBIT 2

This is a list of countries and territories by **current account balance (CAB)**, based on the [International Monetary Fund](#) data for 2007, obtained from the latest World Economic Outlook database (October 2008).^[1] Numbers for 2008 should become available in April 2009. Estimates are highlighted.

Rank	Country	CAB USD, bn
1	 People's Republic of China	371.833
2	 Germany	252.501
3	 Japan	210.967
4	 Saudi Arabia	95.762
5	 Russia	76.163
6	 Switzerland	70.797
7	 Norway	59.983
8	 Netherlands	52.522
9	 Kuwait	48.039
10	 Singapore	39.157
11	 United Arab Emirates	39.113
12	 Sweden	38.797
13	 Republic of China (Taiwan)	32.979
14	 Algeria	30.600
15	 Malaysia	29.181
16	 Iran	28.776
17	 Hong Kong	28.038
18	 Libya	23.786
19	 Qatar	21.374
20	 Venezuela	20.001
21	 Thailand	15.765
22	 Canada	12.726
23	 Austria	12.012
24	 Finland	11.268
25	 Indonesia	11.010
26	 Belgium	9.648
27	 Azerbaijan	9.019
28	 Chile	7.200
29	 Angola	6.936
30	 Philippines	6.351
31	 Brunei	5.990
32	 South Korea	5.954
33	 Trinidad and Tobago	5.380

34	 Israel	5.197
35	 Luxembourg	4.893
36	 Argentina	4.459
37	 Uzbekistan	4.267
38	 Turkmenistan	4.037
39	 Denmark	3.512
40	 Nigeria	3.466
41	 Oman	3.222
42	 Bahrain	2.906
43	 Botswana	1.974
44	 Egypt	1.862
45	 Bolivia	1.741
46	 Gabon	1.719
47	 Brazil	1.712
48	 Peru	1.515
49	 Namibia	1.356
50	 Timor-Leste	1.161
51	 Ecuador	1.064
52	 Myanmar	0.917
53	 Bangladesh	0.780
54	 Equatorial Guinea	0.541
55	 Papua New Guinea	0.259
56	 Paraguay	0.227
57	 Bhutan	0.132
58	 Chad	0.116
59	 Mongolia	0.098
60	 Afghanistan	0.081
61	 Suriname	0.071
62	 Lesotho	0.058
63	 Nepal	0.050
64	 Kyrgyzstan	-0.006
65	 Guinea-Bissau	-0.008
66	 Solomon Islands	-0.010
67	 Kiribati	-0.021
68	 Tonga	-0.025
69	 Samoa	-0.029
70	 Comoros	-0.031
71	 Swaziland	-0.041
72	 São Tomé and Príncipe	-0.044

73	 Eritrea	-0.049
74	 Vanuatu	-0.049
75	 Belize	-0.054
76	 Sierra Leone	-0.063
77	 Haiti	-0.066
78	 Malawi	-0.074
79	 Central African Republic	-0.075
80	 Dominica	-0.079
81	 Gambia	-0.080
82	 Guinea	-0.083
83	 Morocco	-0.099
84	 Cape Verde	-0.132
85	 Liberia	-0.137
86	 Côte d'Ivoire	-0.146
87	 Saint Vincent and the Grenadines	-0.147
88	 Saint Kitts and Nevis	-0.150
89	 Burundi	-0.156
90	 Togo	-0.160
91	 Zimbabwe	-0.165
92	 Rwanda	-0.168
93	 Uruguay	-0.186
94	 Democratic Republic of the Congo	-0.191
95	 Guyana	-0.195
96	 Grenada	-0.197
97	 Antigua and Barbuda	-0.211
98	 Djibouti	-0.211
99	 Macedonia	-0.234
100	 Barbados	-0.245
101	 Seychelles	-0.263
102	 Saint Lucia	-0.280
103	 Cambodia	-0.313
104	 Niger	-0.321
105	 Mauritania	-0.321
106	 Uganda	-0.331
107	 Benin	-0.372
108	 Cameroon	-0.383
109	 Malta	-0.403
110	 Tajikistan	-0.414
111	 Maldives	-0.476

112	 Mali	-0.502
113	 Fiji	-0.515
114	 Mauritius	-0.553
115	 Burkina Faso	-0.560
116	 Syria	-0.561
117	 Armenia	-0.591
118	 Laos	-0.711
119	 Moldova	-0.747
120	 Mozambique	-0.768
121	 Zambia	-0.810
122	 Kenya	-0.825
123	 Ethiopia	-0.868
124	 Tunisia	-0.925
125	 Albania	-0.994
126	 Nicaragua	-1.047
127	 Madagascar	-1.070
128	 El Salvador	-1.119
129	 Senegal	-1.161
130	 Honduras	-1.228
131	 Yemen	-1.328
132	 Sri Lanka	-1.370
133	 Montenegro	-1.381
134	 Bahamas	-1.440
135	 Republic of the Congo	-1.479
136	 Tanzania	-1.496
137	 Costa Rica	-1.519
138	 Panama	-1.571
139	 Ghana	-1.652
140	 Guatemala	-1.685
141	 Jamaica	-1.850
142	 Bosnia and Herzegovina	-1.920
143	 Georgia	-2.045
144	 Cyprus	-2.063
145	 Dominican Republic	-2.231
146	 Slovenia	-2.250
147	 Jordan	-2.778
148	 Iceland	-2.952
149	 Belarus	-3.060
150	 Czech Republic	-3.085
151	 Lebanon	-3.129

152	 Estonia	-3.776
153	 Slovakia	-4.070
154	 Croatia	-4.410
155	 Ukraine	-5.272
156	 Lithuania	-5.692
157	 Sudan	-5.812
158	 Mexico	-5.813
159	 Colombia	-5.862
160	 Latvia	-6.231
161	 Serbia	-6.334
162	 Pakistan	-6.878
163	 Hungary	-6.932
164	 Vietnam	-6.992
165	 Kazakhstan	-7.184
166	 Bulgaria	-8.464
167	 New Zealand	-10.557
168	 Ireland	-14.120
169	 India	-15.494
170	 Poland	-15.905
171	 South Africa	-20.557
172	 Portugal	-21.987
173	 Romania	-23.234
174	 France	-30.588
175	 Turkey	-37.684
176	 Greece	-44.218
177	 Italy	-52.725
178	 Australia	-56.342
179	 United Kingdom	-105.224
180	 Spain	-145.141
181	 United States	-731.214 ^[2]

This is provided in compliance with Fair Use Title 17 Section 107 non-profit educational use.